



# **Elkhart Products Corporation**

A subsidiary of Amcast Industrial Corporation

## **TCB-118**

**Effective April 19, 2004**

**Supersedes all Previous Schedules\***

# **Threaded Brass**

## **Domestic**

## **Suggested Contractor Prices**


### **CONTENTS**

<b>Standard Cast Brass (Threaded).....</b>	<b>3-7</b>
<b>Bushings and Plugs .....</b>	<b>7-8</b>
<b>Brass Unions, Union Fittings, Flanged Unions and Companion Flanges .....</b>	<b>8-9</b>
<b>Extra Heavy Cast Brass (Threaded).....</b>	<b>9-10</b>

**1255 Oak St., P.O. Box 1008, Elkhart, IN 46514**

**Phone (574) 264-3181**

**Fax (574) 264-0103**



# Warranty

## CONDITIONS OF SALE

**PRICES:** All prices and conditions are subject to change without notice and all quotations, unless other specified, are binding only for immediate acceptance. Published prices are based on material made to EPC's standard tolerances and dimensions. All orders are subject to acceptance by the home office. Orders accepted will be on the basis of price in effect on date of shipment.

**TERMS:** Net cash 45 days, or 2% discount allowed for payment on or before the 35th day following the date of shipment.

**FREIGHT:** Freight will be allowed on single shipments of 600 pounds net or more to any one destination in the United States, except Alaska and Hawaii. However, two or more orders may be combined in one shipment for freight allowance. On freight allowed shipments the consignor reserves the right to control the routing and use the route having the lowest published rate.

**RETURN OF GOODS:** No material is to be returned without our written permission. A minimum handling and inspection charge of 25% will be levied on all approved returned goods, plus transportation charges both ways.

**DELAYS:** All orders are accepted subject to the understanding that we are not responsible for delays caused by fires, floods, accidents, strikes or other circumstances beyond our control.

## WARRANTY

Elkhart Products Corporation warrants that all fittings will be free from defects in material and workmanship which will impair their usefulness provided they are used in the service for which they are recommended. Any fitting which proves to be defective will be replaced or a credit issued but no incidental labor charges, expenses or damages will be allowed.

## LIABILITY POLICY

**PART A:** EXCEPT AS EXPRESSLY STATED ON THIS DOCUMENT, SELLER MAKES NO WARRANTY, EXPRESS OR IMPLIED, WHETHER OF MERCHANTABILITY OR FITNESS FOR ANY PARTICULAR PURPOSE OR USE OR OTHERWISE, ON ANY PRODUCT, OR ON ANY PARTS OR LABOR FURNISHED DURING THE SALE, DELIVERY OR SERVICING OF ANY PRODUCT.

**PART B:** Except as expressly stated on this document, Seller shall not be liable to the Buyer or to any other person, firm, or corporation for any incidental or consequential loss, damage, or injury arising out of any breach of warranty or any other act or default relating to Buyer's order or to product or services provided to Buyer, even if any such loss, damage, or injury is caused by Seller's negligence. The correction of defects as provided in the warranty statement above shall constitute Seller's full obligation with respect to all claims and Seller's liability shall in no event exceed the unit purchase price of the product in question.

Any lawsuit or other action based upon breach of this contract or upon any other claim arising out of this sale (other than an action by Seller for any amount due to Seller by Buyer) must be commenced within one year from the date of the tender of delivery by Seller or, in the case of a cause of action based upon an alleged breach of warranty, within one year from the date within the warranty period on which the defect is or should have been discovered by Buyer.

Minimum Billing \$50.00

125 lbs. W.S.P.  
200 lbs. Non-Shock W.O.G.

# Standard Fittings – Threaded Cast Brass



## 60235 Elbows – 90

UPC Code	Size Code	Pipe Size in inches	Pcs/ Unit	Wgt/ 100	List Price
40460	0001	1/8	25	.05	\$ 12.05
40462	0002	1/4	25	.08	12.05
40466	0025	3/8	25	.14	12.05
40470	0050	1/2	25	.23	12.05
40476	0100	3/4	25	.39	16.13
40484	0150	1	20	.55	26.23
40490	0215	1 1/4	10	.88	42.36
40496	0295	1 1/2	5	1.29	52.45
40504	0390	2	5	1.95	84.64
40510	0520	2 1/2	5	3.80	204.74
40514	0650	3	4	5.80	312.71
40524	0860	4	2	11.12	633.12
40529	0975	5	1	17.88	1748.84
40534	1100	6	1	28.75	2582.42

## 60235 Elbows – 90 Reducing

UPC Code	Size Code	Pipe Size in inches	Pcs/ Unit	Wgt/ 100	List Price
40464	0007	1/4 x 1/8	25	.10	\$ 17.98
40469	0033	3/8 x 1/8	25	.13	17.98
40468	0032	3/8 x 1/4	25	.17	17.98
40474	0059	1/2 x 1/4	25	.19	16.89
40472	0058	1/2 x 3/8	25	.20	16.89
40482	0109	3/4 x 1/4	25	.29	23.01
40480	0108	3/4 x 3/8	25	.29	23.01
40478	0107	3/4 x 1/2	25	.30	23.01
40489	0161	1 x 3/8	25	.47	41.64
40488	0160	1 x 1/2	25	.48	40.33
40486	0159	1 x 3/4	25	.48	40.33
40495	0224	1 1/4 x 1/2	15	.72	61.26
40494	0223	1 1/4 x 3/4	15	.80	61.26
40492	0222	1 1/4 x 1	15	.88	61.26
40502	0305	1 1/2 x 3/4	25	.97	78.09
40500	0304	1 1/2 x 1	25	1.15	78.09
40498	0303	1 1/2 x 1 1/4	25	1.37	78.09
40508	0402	2 x 1/2	15	1.30	139.28
40507	0400	2 x 1	25	1.68	139.28
40505	0399	2 x 1 1/4	15	1.53	139.28
40506	0398	2 x 1 1/2	15	1.66	139.28
40513	0532	2 1/2 x 1 1/2	5	2.95	246.94
40512	0531	2 1/2 x 2	5	3.20	246.94
40518	0663	3 x 2	5	4.36	379.87
40516	0662	3 x 2 1/2	4	5.25	379.87

## 60254 Elbows – Street 90

UPC Code	Size Code	Pipe Size in inches	Pcs/ Unit	Wgt/ 100	List Price
40580	0001	1/8	25	.06	\$ 16.13
40582	0002	1/4	25	.11	16.13
40584	0025	3/8	25	.16	16.13
40586	0050	1/2	25	.22	16.13
40588	0100	3/4	25	.34	22.19
40590	0150	1	10	.60	36.31
40592	0215	1 1/4	10	.96	66.55
40594	0295	1 1/2	10	1.35	72.57
40596	0390	2	5	2.00	123.01
40598	0520	2 1/2	4	4.21	232.12
40600	0650	3	3	6.51	345.33

## 60254 Elbows – Street 90 Reducing

UPC Code	Size Code	Pipe Size in inches	Pcs/ Unit	Wgt/ 100	List Price
40593	0222	1 1/4 x 1	10	.90	\$ 70.88


## 60240 Elbows – Drop 90 Plain

UPC Code	Size Code	Pipe Size in inches	Pcs/ Unit	Wgt/ 100	List Price
40552	0025	3/8	25	.20	\$ 48.19
40554	0050	1/2	25	.35	48.19

## 60290 Elbows – 45

UPC Code	Size Code	Pipe Size in inches	Pcs/ Unit	Wgt/ 100	List Price
40390	0001	1/8	25	.05	\$ 14.82
40392	0002	1/4	25	.08	14.82
40394	0025	3/8	25	.14	14.82
40396	0050	1/2	25	.20	14.82
40398	0100	3/4	25	.31	21.04
40400	0150	1	25	.51	35.90
40402	0215	1 1/4	10	.80	56.99
40404	0295	1 1/2	10	1.06	71.76
40406	0390	2	5	1.71	116.06
40408	0520	2 1/2	5	3.25	221.59
40410	0650	3	4	5.00	341.48

Fittings marked (\*) are non-standard and will be furnished from stock if available – or made to order if quantities warrant. Price on application.



# Standard Fittings – Threaded Cast Brass

125 lbs. W.S.P.  
200 lbs. Non-Shock W.O.G.

## 60295 Elbows – Street 45

UPC Code	Size Code	Pipe Size in inches	Pcs/Unit	Wgt/100	List Price
40428	0001	1/8		.07	\$ *
40430	0002	1/4	25	.11	19.04
40432	0025	3/8	25	.16	19.04
40434	0050	1/2	50	.23	19.04
40436	0100	3/4	25	.37	27.46
40438	0150	1	25	.57	46.41
40440	0215	1 1/4	10	.91	71.76
40442	0295	1 1/2	10	1.23	92.89
40444	0390	2	10	2.10	166.72

## 60460 Tees

UPC Code	Size Code	Pipe Size in inches	Pcs/Unit	Wgt/100	List Price
40850	0001	1/8	25	.07	\$ 14.16
40852	0002	1/4	25	.13	14.16
40858	0025	3/8	25	.21	14.16
40866	0050	1/2	25	.31	14.16
40880	0100	3/4	25	.52	20.12
40896	0150	1	10	.80	36.31
40912	0215	1 1/4	5	1.26	62.50
40926	0295	1 1/2	5	1.69	70.58
40940	0390	2	5	2.51	116.97
40956	0520	2 1/2	4	5.12	278.56
40966	0650	3	2	7.63	425.91
40986	0860	4	2	14.00	1056.84
41004	0975	5	1	21.75	2206.57
41012	1100	6	1	33.80	3444.78

## 60460 Tees – Reducing (CONT.)

UPC Code	Size Code	Pipe Size in inches	Pcs/Unit	Wgt/100	List Price
40856	0007	1/4 x 1/4 x 1/8	50	.12	\$ 21.04
40854	0006	1/4 x 1/4 x 3/8	25	.16	22.69
40864	0040	3/8 x 1/4 x 3/8	25	.20	22.69
40863	0033	3/8 x 3/8 x 1/2		.18	*
40862	0032	3/8 x 3/8 x 1/4	25	.17	21.04
40860	0031	3/8 x 3/8 x 1/2	25	.25	24.81
40878	0075	1/2 x 1/4 x 1/2	25	.27	22.69
40876	0067	1/2 x 3/8 x 3/8	25	.25	24.81

## 60460 Tees – Reducing (CONT.)

UPC Code	Size Code	Pipe Size in inches	Pcs/Unit	Wgt/100	List Price
40874	0060	1/2 x 1/2 x 1/8	25	.26	\$ 18.80
40872	0059	1/2 x 1/2 x 1/4	25	.25	21.04
40870	0058	1/2 x 1/2 x 3/8	25	.27	21.04
40868	0057	1/2 x 1/2 x 3/4	25	.38	26.94
41205	0127	3/4 x 3/8 x 1/2	25	.45	29.06
40894	0118	3/4 x 1/2 x 1/2	10	.36	26.94
40892	0117	3/4 x 1/2 x 3/4	10	.45	25.29
40888	0109	3/4 x 3/4 x 1/4	25	.38	25.29
40886	0108	3/4 x 3/4 x 3/8	25	.39	25.29
40884	0107	3/4 x 3/4 x 1/2	10	.43	25.29
40882	0106	3/4 x 3/4 x 1	25	.59	58.46
40911	0182	1 x 1/2 x 1/2	25	.50	58.46
40909	0181	1 x 1/2 x 3/4	25	.59	58.46
40910	0180	1 x 1/2 x 1	25	.69	59.20
40907	0171	1 x 3/4 x 1/2	25	.55	58.46
40908	0170	1 x 3/4 x 3/4	25	.61	58.46
40906	0169	1 x 3/4 x 1	25	.71	57.33
40905	0162	1 x 1 x 1/4	25	.64	54.89
40904	0161	1 x 1 x 3/8	25	.66	54.89
40902	0160	1 x 1 x 1/2	25	.62	54.89
40900	0159	1 x 1 x 3/4	25	.69	54.89
40899	0158	1 x 1 x 1 1/4	25	.97	85.39
40898	0157	1 x 1 x 1 1/2	25	1.27	134.48
40924	0256	1 1/4 x 1/2 x 1 1/4	25	.99	84.22
40922	0247	1 1/4 x 3/4 x 3/4	25	.84	92.10
40920	0245	1 1/4 x 3/4 x 1 1/4	25	1.07	84.22
41212	0237	1 1/4 x 1 x 1/2	25	.81	92.10
41211	0236	1 1/4 x 1 x 3/4	25	.90	92.10
41210	0235	1 1/4 x 1 x 1	25	1.04	89.20
40919	0234	1 1/4 x 1 x 1 1/4	20	1.10	84.22
40918	0224	1 1/4 x 1 1/4 x 1/2	20	.89	78.09
40916	0223	1 1/4 x 1 1/4 x 3/4	20	.98	78.09
40914	0222	1 1/4 x 1 1/4 x 1	20	1.11	78.09
41208	0221	1 1/4 x 1 1/4 x 1 1/2	20	1.35	134.36
40938	0350	1 1/2 x 1/2 x 1 1/2	20	1.36	116.09
40937	0339	1 1/2 x 3/4 x 1 1/2	20	1.38	116.09
40936	0330	1 1/2 x 1 x 1	20	1.40	134.36
40935	0329	1 1/2 x 1 x 1 1/4	20	1.55	134.36
40933	0328	1 1/2 x 1 x 1 1/2	20	1.44	116.09
41214	0316	1 1/2 x 1 1/4 x 1 1/4	15	1.41	134.36
41213	0315	1 1/2 x 1 1/4 x 1 1/2	15	1.57	116.09
40934	0306	1 1/2 x 1 1/2 x 1/2	15	1.14	107.64
40932	0305	1 1/2 x 1 1/2 x 3/4	15	1.18	107.64
40930	0304	1 1/2 x 1 1/2 x 1	15	1.39	107.64
40928	0303	1 1/2 x 1 1/2 x 1 1/4	15	1.50	107.64
40927	0302	1 1/2 x 1 1/2 x 2	10	2.01	206.54

Fittings marked (\*) are non-standard and will be furnished from stock if available – or made to order if quantities warrant. Price on application.

125 lbs. W.S.P.  
200 lbs. Non-Shock W.O.G.

# Standard Fittings – Threaded Cast Brass



## 60460 Tees – Reducing (CONT.)

UPC Code	Size Code	Pipe Size in inches	Pcs/ Unit	Wgt/ 100	List Price
40954	0457	2 x 3/4 x 2	10	2.06	188.91
41229	0444	2 x 1 x 2	10	2.23	188.91
41226	0429	2 x 1 1/4 x 2	10	2.59	188.91
41225	0416	2 x 1 1/2 x 1	10	1.96	206.54
41224	0415	2 x 1 1/2 x 1 1/4	10	1.90	206.54
41223	0414	2 x 1 1/2 x 1 1/2	10	2.15	206.54
41222	0413	2 x 1 1/2 x 2	10	2.40	188.91
40950	0402	2 x 2 x 1/2	10	1.86	175.16
40948	0401	2 x 2 x 3/4	10	1.78	175.16
40946	0400	2 x 2 x 1	10	1.93	175.16
40944	0399	2 x 2 x 1 1/4	10	2.14	175.16
40942	0398	2 x 2 x 1 1/2	10	2.25	175.16
41220	0397	2 x 2 x 2 1/2	5	3.70	430.51
41219	0396	2 x 2 x 3	5	4.41	601.77
40961	0564	2 1/2 x 1 1/2 x 2 1/2	5	4.30	393.74
41257	0549	2 1/2 x 2 x 2	5	3.75	430.51
41256	0548	2 1/2 x 2 x 2 1/2	5	4.55	393.74
41254	0535	2 1/2 x 2 1/2 x 3/4	5	2.90	365.07
40958	0534	2 1/2 x 2 1/2 x 1	5	3.31	393.74
41253	0533	2 1/2 x 2 1/2 x 1 1/4	5	3.60	393.74
41252	0532	2 1/2 x 2 1/2 x 1 1/2	5	3.90	365.08
41251	0531	2 1/2 x 2 1/2 x 2	5	4.22	365.08
41264	0695	3 x 2 x 2	2	5.02	601.77
41263	0693	3 x 2 x 3	2	5.97	550.41
41262	0678	3 x 2 1/2 x 2 1/2	2	6.00	601.77
40971	0666	3 x 3 x 1	2	4.70	550.41
40968	0663	3 x 3 x 2	2	6.00	510.35
40967	0662	3 x 3 x 2 1/2	2	6.90	510.35
40991	0872	4 x 4 x 2	1	9.40	1123.61

## 60486 Tees – Street

UPC Code	Size Code	Pipe Size in inches	Pcs/ Unit	Wgt/ 100	List Price
41060	0025	3/8	25	.25	\$ 31.01
41062	0050	1/2	25	.37	40.58
41064	0100	3/4	25	.60	53.01
41065	0150	1	10	1.03	79.45
41067	0215	1 1/4	15	1.51	114.50
41076	0390	2	5	3.31	267.37

## 60195 Crosses

UPC Code	Size Code	Pipe Size in inches	Pcs/ Unit	Wgt/ 100	List Price
40350	0001	1/8	25	.10	\$ 29.56
40352	0002	1/4	25	.21	29.56
40354	0025	3/8	25	.31	29.56
40356	0050	1/2	25	.38	29.56
40358	0100	3/4	15	.74	42.20
40362	0150	1	10	1.16	69.68
40366	0215	1 1/4	5	1.79	117.92
40368	0295	1 1/2	5	1.97	139.33
40374	0390	2	5	3.10	278.63
40377	0520	2 1/2	2	6.00	614.34
40379	0650	3	1	8.25	891.48
40380	0860	4	1	15.50	1874.84

## 60195 Crosses – Reducing

UPC Code	Size Code	Pipe Size in inches	Pcs/ Unit	Wgt/ 100	List Price
40360	0118	3/4 x 1/2	20	.50	\$ 66.43
40371	*	1 1/2 x 1		1.59	*

## 60840 “Y” Branches – 45

UPC Code	Size Code	Pipe Size in inches	Pcs/ Unit	Wgt/ 100	List Price
41119	0025	3/8	25	.26	\$ 45.07
41120	0050	1/2	25	.38	45.07
41121	0100	3/4	25	.60	60.93
41122	0150	1	10	1.00	105.95
41124	0215	1 1/4	5	1.52	174.84
41126	0295	1 1/2	5	2.00	243.75
41127	0390	2	2	3.25	413.38
41129	0520	2 1/2	1	7.25	790.13
41130	0650	3	1	10.36	1185.25

Fittings marked (\*) are non-standard and will be furnished from stock if available – or made to order if quantities warrant. Price on application.

## 60375 Locknuts

UPC Code	Size Code	Pipe Size in inches	Pcs/Unit	Wgt/100	List Price
40710	0001	1/8	50	.02	\$ 8.41
40712	0002	1/4	50	.03	8.41
40714	0025	3/8	50	.05	8.41
40716	0050	1/2	50	.07	8.41
40718	0100	3/4	50	.09	10.08
40720	0150	1	25	.17	14.16
40722	0215	1 1/4	25	.25	20.12
40724	0295	1 1/2	25	.27	29.22
40726	0390	2	25	.47	44.34
40728	0520	2 1/2	10	1.16	49.92
40730	0650	3	5	1.90	136.67
40732	0860	4	5	2.65	277.71

## 60165 Couplings

UPC Code	Size Code	Pipe Size in inches	Pcs/Unit	Wgt/100	List Price
40200	0001	1/8	25	.06	\$ 10.08
40202	0002	1/4	25	.10	10.08
40206	0025	3/8	25	.12	10.08
40212	0050	1/2	25	.17	10.08
40220	0100	3/4	25	.27	14.16
40228	0150	1	25	.44	24.15
40236	0215	1 1/4	10	.65	40.33
40244	0295	1 1/2	10	.89	52.45
40254	0390	2	5	1.38	86.71
40266	0520	2 1/2	5	2.75	147.72
40272	0650	3	5	3.95	204.74
40279	0780	3 1/2	2	5.22	440.17
40282	0860	4	2	6.90	421.81
40286	0975	5	1	10.83	790.13
40288	1100	6	1	16.35	1122.58

## 60165 Couplings – Reducing

UPC Code	Size Code	Pipe Size in inches	Pcs/Unit	Wgt/100	List Price
40204	0007	1/4 x 1/8	25	.08	\$ 12.05
40210	0033	3/8 x 1/8	25	.11	10.24
40208	0032	3/8 x 1/4	25	.10	12.05
40218	0060	1/2 x 1/8	25	.13	14.86
40216	0059	1/2 x 1/4	25	.14	12.05
40214	0058	1/2 x 3/8	25	.14	12.05

## 60165 Couplings – Reducing (CONT.)

UPC Code	Size Code	Pipe Size in inches	Pcs/Unit	Wgt/100	List Price
40226	0109	3/4 x 1/4	25	.23	\$ 16.13
40224	0108	3/4 x 3/8	25	.26	16.13
40222	0107	3/4 x 1/2	25	.24	16.13
40235	0162	1 x 1/4	25	.41	30.03
40234	0161	1 x 3/8	25	.39	30.03
40232	0160	1 x 1/2	25	.32	26.23
40230	0159	1 x 3/4	25	.36	26.23
40242	0224	1 1/4 x 1/2	15	.64	53.89
40240	0223	1 1/4 x 3/4	10	.51	57.35
40238	0222	1 1/4 x 1	10	.60	57.35
40252	0306	1 1/2 x 1/2	15	.77	75.24
40250	0305	1 1/2 x 3/4	15	.65	75.24
40248	0304	1 1/2 x 1	10	.70	66.55
40246	0303	1 1/2 x 1 1/4	10	.73	66.55
40264	0402	2 x 1/2	5	1.40	116.44
40262	0401	2 x 3/4	5	1.38	116.44
40260	0400	2 x 1	5	1.43	116.44
40258	0399	2 x 1 1/4	5	1.12	107.82
40256	0398	2 x 1 1/2	5	1.18	107.82
40270	0532	2 1/2 x 1 1/2	5	2.27	181.47
40268	0531	2 1/2 x 2	4	2.60	181.47
40278	0664	3 x 1 1/2	2	3.75	248.67
40276	0663	3 x 2	2	3.65	230.19
40274	0662	3 x 2 1/2	2	3.90	230.19
40285	0872	4 x 2	1	6.55	498.83
40284	0870	4 x 3	1	6.80	512.00
40289	1109	6 x 4	1	16.00	1459.80

## 60355 Floor Flanges – Round

UPC Code	Size Code	Pipe Size in inches	Pcs/Unit	Wgt/100	List Price
40684	0002	1/4	25	.20	\$ 29.15
40686	0025	3/8	25	.26	29.15
40688	0050	1/2	25	.35	29.25
40690	0100	3/4	25	.44	38.01
40692	0150	1	25	.59	61.38
40694	0215	1 1/4	10	.87	74.19
40696	0295	1 1/2	10	1.05	97.13
40698	0390	2	10	1.50	130.81

Fittings marked (\*) are non-standard and will be furnished from stock if available – or made to order if quantities warrant. Price on application.

125 lbs. W.S.P.  
200 lbs. Non-Shock W.O.G.

# Standard Fittings – Threaded Cast Brass



## 60335 Extension Pieces – Plain

UPC Code	Size Code	Pipe Size in inches	Pcs/ Unit	Wgt/ 100	List Price
40612	0050	1/2	25	.19	\$ 46.47
40614	0100	3/4	25	.28	66.26
40616	0150	1	25	.46	100.68
40618	0215	1 1/4	10	.63	180.18
40619	0295	1 1/2	10	.86	193.43
40620	0390	2	10	1.16	339.20

## 60155 Caps

UPC Code	Size Code	Pipe Size in inches	Pcs/ Unit	Wgt/ 100	List Price
40146	0001	1/8	25	.04	\$ 8.02
40148	0002	1/4	25	.06	8.02
40150	0025	3/8	25	.10	8.02
40152	0050	1/2	25	.12	8.02
40154	0100	3/4	25	.22	10.08
40156	0150	1	25	.40	18.30
40158	0215	1 1/4	25	.63	32.26
40160	0295	1 1/2	10	.81	42.36
40162	0390	2	10	1.24	72.57
40164	0520	2 1/2	5	2.14	139.28
40166	0650	3	5	3.06	215.32
40170	0860	4	2	5.75	410.57
40174	1100	6		12.75	*

# Bushings – Threaded Cast Brass



## 60144 Bushings – Hexagon

UPC Code	Size Code	Pipe Size in inches	Pcs/ Unit	Wgt/ 100	List Price
40040	0007	1/4 x 1/8	25	.02	\$ *
40044	0033	3/8 x 1/8	25	.04	*
40042	0032	3/8 x 1/4	25	.04	*
40050	0060	1/2 x 1/8	25	.08	*
40048	0059	1/2 x 1/4	25	.07	*
40046	0058	1/2 x 3/8	25	.06	*
40057	0110	3/4 x 1/8	25	.15	*
40056	0109	3/4 x 1/4	25	.14	*
40054	0108	3/4 x 3/8	25	.13	*
40052	0107	3/4 x 1/2	25	.11	*
40065	0163	1 x 1/8	25	.22	14.16
40064	0162	1 x 1/4	25	.23	14.16
40062	0161	1 x 3/8	25	.19	14.16
40060	0160	1 x 1/2	25	.23	14.16
40058	0159	1 x 3/4	25	.19	14.16
41151	0226	1 1/4 x 1/4	25	.33	26.41
41150	0225	1 1/4 x 3/8	25	.31	26.41
40069	0224	1 1/4 x 1/2	25	.32	26.41
40068	0223	1 1/4 x 3/4	25	.39	24.15
40066	0222	1 1/4 x 1	25	.31	24.15
40077	0308	1 1/2 x 1/4	25	.46	34.31
40075	0307	1 1/2 x 3/8	25	.45	34.31
40076	0306	1 1/2 x 1/2	25	.44	34.31
40074	0305	1 1/2 x 3/4	25	.45	34.31

## 60144 Bushings – Hexagon (CONT.)

UPC Code	Size Code	Pipe Size in inches	Pcs/ Unit	Wgt/ 100	List Price
40072	0304	1 1/2 x 1	25	.52	\$ 34.31
40070	0303	1 1/2 x 1 1/4	25	.35	34.31
40088	0404	2 x 1/4	10	.78	42.36
40086	0402	2 x 1/2	10	.75	42.36
40084	0401	2 x 3/4	10	.70	42.36
40082	0400	2 x 1	10	.73	42.36
40080	0399	2 x 1 1/4	10	.82	42.36
40078	0398	2 x 1 1/2	10	.73	42.36
40095	0536	2 1/2 x 1 1/2	10	1.15	106.86
40089	0535	2 1/2 x 3/4	10	1.25	106.86
40091	0534	2 1/2 x 1	10	1.08	106.86
40093	0533	2 1/2 x 1 1/4	10	1.11	106.86
40092	0532	2 1/2 x 1 1/2	10	1.25	106.86
40090	0531	2 1/2 x 2	10	1.00	106.86
40099	0666	3 x 1	10	2.81	157.30
40098	0665	3 x 1 1/4	10	1.70	157.30
40097	0664	3 x 1 1/2	10	1.67	157.30
40096	0663	3 x 2	10	1.83	157.30
40094	0662	3 x 2 1/2	5	1.85	157.30
40102	0790	3 1/2 x 3	5	2.12	335.23
41165	0873	4 x 1 1/2	5	3.35	406.33
41164	0872	4 x 2	5	3.02	406.33
41163	0871	4 x 2 1/2	5	3.35	406.33
41162	0870	4 x 3	5	3.30	406.33

+ INSIDE HEXAGON

Fittings marked (\*) are non-standard and will be furnished from stock if available – or made to order if quantities warrant. Price on application.

## Plugs – Threaded Cast Brass

### 60396 Plugs – Regular (Cored)

UPC Code	Size Code	Pipe Size in inches	Pcs/ Unit	Wgt/ 100	List Price
40756	0050	1/2	25	.10	\$ 8.02
40758	0100	3/4	25	.11	10.08
40760	0150	1	25	.25	16.13
40762	0215	1 1/4	25	.32	22.61
40764	0295	1 1/2	25	.52	28.23
40766	0390	2	10	.84	46.34
40768	0520	2 1/2	5	1.07	78.62
40770	0650	3	5	2.00	124.98
40772	0780	3 1/2	2	2.70	278.24
40774	0860	4	2	3.15	233.88
40776	1100	6	1	10.36	848.35

### 60399 Plugs – Solid

UPC Code	Size Code	Pipe Size in inches	Pcs/ Unit	Wgt/ 100	List Price
40810	0001	1/8	25	.02	\$ *
40812	0002	1/4	25	.04	*
40814	0025	3/8	25	.06	10.08
40816	0050	1/2	25	.12	10.08
40818	0100	3/4	25	.19	12.05
40820	0150	1	25	.35	18.17

### 60399 Plugs – Solid (CONT.)

UPC Code	Size Code	Pipe Size in inches	Pcs/ Unit	Wgt/ 100	List Price
40822	0215	1 1/4	25	.63	\$ 28.23
40824	0295	1 1/2	10	.88	38.31
40826	0390	2	10	1.33	64.52
40828	0520	2 1/2	5	2.45	120.09
40830	0650	3	2	3.70	187.56
40832	0860	4	2	7.26	484.00

### 60397 Plugs – Countersunk

UPC Code	Size Code	Pipe Size in inches	Pcs/ Unit	Wgt/ 100	List Price
40786	0002	1/4	25	.02	\$ *
40788	0025	3/8	25	.04	*
40790	0050	1/2	25	.06	10.08
40792	0100	3/4	25	.11	12.05
40794	0150	1	25	.23	18.17
40796	0215	1 1/4	25	.37	33.39
40798	0295	1 1/2	25	.57	41.91
40800	0390	2	10	.96	64.52
40802	0520	2 1/2	5	1.65	114.18
40804	0650	3	5	2.60	199.71
40806	0860	4	2	4.40	487.93

\* HEX SOCKET

## Threaded Cast Brass Unions, Union Fittings, Flanged Unions

### 61657 Unions – Female

125 lbs. W.S.P. 200 lbs. Non-Shock W.O.G. Ground Joint

UPC Code	Size Code	Pipe Size in inches	Pcs/ Unit	Wgt/ 100	List Price
41090	0001	1/8		.14	\$ *
41092	0002	1/4	25	.19	34.31
41094	0025	3/8	25	.28	34.31
41096	0050	1/2	25	.45	34.31
41098	0100	3/4	25	.62	47.17
41100	0150	1	10	.88	62.24
41102	0215	1 1/4	5	1.45	90.05
41104	0295	1 1/2	5	1.91	107.26
41106	0390	2	5	2.89	165.16


### 64657 Unions “250” – Female

250 lbs. W.S.P. 400 lbs. Non-Shock W.O.G. Ground Joint

UPC Code	Size Code	Pipe Size in inches	Pcs/ Unit	Wgt/ 100	List Price
41670	0001	1/8	25	.14	\$ 41.88
41671	0002	1/4	25	.25	49.24
41672	0025	3/8	25	.39	49.24
41673	0050	1/2	25	.59	49.24
41674	0100	3/4	15	.94	69.84
41675	0150	1	10	1.34	94.51
41676	0215	1 1/4	5	1.84	131.43
41677	0295	1 1/2	5	2.46	172.53
41678	0390	2	4	3.72	272.52
41679	0520	2 1/2	2	5.91	461.15
41680	0650	3	2	10.00	815.20

Fittings marked (\*) are non-standard and will be furnished from stock if available – or made to order if quantities warrant. Price on application.

# Threaded Cast Brass Unions, Union Fittings, Flanged Unions



## 64668 Union Elbows "250" – Female

250 lbs. W.S.P. 400 lbs. Non-Shock W.O.G.  
Ground Joint – 90 Female

UPC Code	Size Code	Pipe Size in inches	Pcs/ Unit	Wgt/ 100	List Price
40558	0025	3/8	1	.52	\$ 97.57
41522	0050	1/2	20	.76	111.53
41523	0100	3/4	10	1.15	152.07
41524	0150	1	5	1.73	256.26
41526	0295	1 1/2	5	3.45	453.58
41527	0390	2	1	5.35	692.91

## 32342 Standard Companion Flanges

150 lbs. W.S.P. 225 lbs. Non-Shock W.O.G. Faced and Drilled

UPC Code	Size Code	Pipe Size in inches	Flange O.D.	Wgt/ 100	List Price
35902	0520	2 1/2	7	6.73	\$ 552.56
35905	0650	3	7 1/2	8.64	683.03
35906	0780	3 1/2	8 1/2	11.00	1265.53
35908	0860	4	9	12.27	978.44
35910	0975	5	10	14.95	1364.31
35912	1100	6	11	18.01	1563.73

## 32342 Standard Companion Flanges

150 lbs. W.S.P. 225 lbs. Non-Shock W.O.G. Faced and Drilled

UPC Code	Size Code	Pipe Size in inches	Flange O.D.	Wgt/ 100	List Price
35891	0050	1/2	3 1/2	.95	\$ 174.67
35892	0100	3/4	3 7/8	1.24	212.15
35893	0150	1	4 1/4	1.68	232.42
35894	0215	1 1/4	4 5/8	2.24	290.37
35895	0295	1 1/2	5	2.51	336.64
35898	0390	2	6	4.54	429.79


## 32345 Extra Heavy Companion Flanges

300 lbs. W.S.P. 500 lbs. Non-Shock W.O.G. Faced and Drilled

UPC Code	Size Code	Pipe Size in inches	Flange O.D.	Wgt/ 100	List Price
40667	0215	1 1/4	4 5/8	4.00	\$ *
40668	0295	1 1/2	5	5.75	508.41
40670	0390	2	6 1/8	6.63	582.38
40671	0520	2 1/2	7 1/2	10.17	861.84
40672	0650	3	8 1/4	12.19	1021.84
40674	0860	4	10	20.83	*

250 lbs. W.S.P.  
400 lbs. Non-Shock W.O.G.

# Extra Heavy Fittings – Threaded Cast Brass



## 63235 Elbows – 90

UPC Code	Size Code	Pipe Size in inches	Pcs/ Unit	Wgt/ 100	List Price
41474	0002	1/4	25	.16	\$ 21.52
41476	0025	3/8	25	.25	21.52
41478	0050	1/2	25	.44	31.53
41481	0100	3/4	20	.70	42.55
41485	0150	1	10	1.07	63.30
41489	0215	1 1/4	5	1.80	113.46
41493	0295	1 1/2	5	2.30	168.50
41498	0390	2	4	3.60	280.64
41504	0520	2 1/2	2	5.62	457.37
41507	0650	3	1	8.48	659.97
41499	0398	2 x 1 1/2		3.10	*


## 63254 Elbows – Street 90

UPC Code	Size Code	Pipe Size in inches	Pcs/ Unit	Wgt/ 100	List Price
41534	0002	1/4		.18	\$ *
41538	0150	1	10	.97	150.61
41540	0295	1 1/2	5	2.72	306.49

## 63290 Elbows – 45

UPC Code	Size Code	Pipe Size in inches	Pcs/ Unit	Wgt/ 100	List Price
41455	0100	3/4	25	.65	\$ 44.87
41456	0150	1	10	1.00	78.60
41457	0215	1 1/4	5	1.60	119.00
41458	0295	1 1/2	5	2.01	179.45
41459	0390	2	4	3.38	292.71

Fittings marked (\*) are non-standard and will be furnished from stock if available – or made to order if quantities warrant. Price on application.



# Extra Heavy Fittings – Threaded Cast Brass

250 lbs. W.S.P.  
400 lbs. Non-Shock W.O.G.

## 63460 Tees

UPC Code	Size Code	Pipe Size in inches	Pcs/Unit	Wgt/100	List Price
41555	0025	3/8	25	.38	\$ 33.70
41560	0050	1/2	25	.61	38.01
41568	0100	3/4	10	1.00	61.85
41577	0150	1	10	1.50	84.39
41589	0215	1 1/4	5	2.44	158.58
41600	0295	1 1/2	5	3.18	224.56
41615	0390	2	2	4.89	326.17
41626	0520	2 1/2	2	7.50	571.72

## 63155 Caps

UPC Code	Size Code	Pipe Size in inches	Pcs/Unit	Wgt/100	List Price
41351	0025	3/8		.20	\$ *
41352	0050	1/2	25	.24	37.10
41353	0100	3/4	25	.40	46.81
41354	0150	1	10	.67	71.04
41355	0215	1 1/4	10	1.00	101.99
41356	0295	1 1/2	10	1.30	140.94
41357	0390	2	5	2.10	207.66

## 63460 Tees – Reducing

UPC Code	Size Code	Pipe Size in inches	Pcs/Unit	Wgt/100	List Price
41563	0059	1/2 x 1/2 x 1/4	25	.45	\$ 49.87
41586	0180	1 x 1/2 x 1	10	1.28	119.36
41580	0160	1 x 1 x 1/2	10	1.25	119.36
41579	0159	1 x 1 x 3/4	10	1.26	124.67
41593	0224	1 1/4 x 1 1/4 x 1/2	5	1.63	223.89
41604	0306	1 1/2 x 1 1/2 x 1/2	5	2.00	125.20
41620	0402	2 x 2 x 1/2	5	3.06	428.71

## 63165 Couplings

UPC Code	Size Code	Pipe Size in inches	Pcs/Unit	Wgt/100	List Price
41370	0002	1/4	25	.14	\$ 26.49
41372	0025	3/8	25	.27	26.49
41375	0050	1/2	25	.39	31.65
41379	0100	3/4	25	.63	46.81
41384	0150	1	10	.95	71.04
41388	0215	1 1/4	10	1.59	102.88
41392	0295	1 1/2	5	2.00	130.48
41397	0390	2	4	3.20	207.66

## 63195 Crosses

UPC Code	Size Code	Pipe Size in inches	Pcs/Unit	Wgt/100	List Price
41427	0050	1/2	25	.79	\$ 56.78
41428	0100	3/4	10	1.29	94.54
41430	0150	1	5	1.89	148.35
41432	0215	1 1/4	5	2.91	209.71
41434	0295	1 1/2	5	3.79	323.99
41436	0390	2	2	6.00	523.84

## 63165 Couplings – Reducing

UPC Code	Size Code	Pipe Size in inches	Pcs/Unit	Wgt/100	List Price
41386	0160	1 x 1/2	10	.73	\$ 81.93
41385	0159	1 x 3/4	10	.87	81.93
41389	0222	1 1/4 x 1	10	1.57	134.94
41394	0304	1 1/2 x 1	5	1.66	170.08
41393	0303	1 1/2 x 1 1/4	5	1.91	170.08
41398	0398	2 x 1 1/2	5	2.42	234.09
41404	0531	2 1/2 x 2	2	3.98	441.67

Fittings marked (\*) are non-standard and will be furnished from stock if available – or made to order if quantities warrant. Price on application.

**For Wrot Pricing Consult Elkhart Products Corporation  
For Cast Pricing Consult Elkhart Products Corporation**

The metal used in standard cast brass fittings is produced to rigid specifications. These fittings have a smooth, attractive finish and are inspected and tested in accordance with the requirements of the above specifications.

Maximum pressures for standard cast brass fittings are:  
125 psi Working Steam Pressure (W.S.P.)  
200 psi Non-shock Cold Water, Oil or Gas (W.O.G.)

Allowable pressures for extra heavy brass fittings are:  
250 psi Working Steam Pressure (W.S.P.)  
400 psi Non-shock Cold Water, Oil or Gas (W.O.G.)

Fittings marked (\*) are non-standard and will be furnished from stock if available – or made to order if quantities warrant. Price on application.

